

Postal Address: c/- 7 Casella Close, Wandí 6167

CHIPS

WEST AUSTRALIAN GUILD of WOODCARVERS Inc

1 December, 2011

Hello Carvers,

Welcome to the final chips edition for 2011, the last few months have been very hectic with the wood show, Sue Wraight workshops, Guys workshop and award presentations and more recently the Denmark workshop. From all accounts this year has been one of the best in as far as numbers of carvings presented for the Wood Show and interest shown for visiting master carver Sue Wraight.

The committee is responsible for the smooth running and organisation of functions and events for the calendar year, we are here to encourage new membership and new ideas, however, for the last two general meetings very few members have presented, indeed we have lacked a quorum on both occasions.

I know from personal conversations with various members that there are many ideas out there, as president I implore you to become more active in the formal running of your guild. Please bring your ideas to the meetings, get involved in the decision making so we can all share the load and vital business can be carried out, at present that isn't happening due to the lack of a quorum.

A general meeting will be held at the Canning Arts Centre 4th December prior to Christmas lunch 11am and I look forward to catching up with everyone. Please bring along your latest projects for show and tell and also anything for the buy swap and sell table.

For those of you who are unaware, there is a website <http://wandiprogress.org/index.php> , where the Chips magazine can be viewed online) and downloaded at your convenience. This can be accessed through the Clubs and Groups link, then the woodworkers clubs and then follow the prompts.

Ray Carter

President

Officers: W.A. Guild of Woodcarvers 2011


President	Ray Carter	9437 1869	7 Casella Close	Wandi 6167	Rayc.6@bigpond.com
Secretary	Jim van Brink	95911463	24 Ninda Road	Shoalwater 6169	Jim.vanbrink@gmail.com
Treasurer	Diana Blesing	9386 5706	63 Hardy Road	Nedlands 6009	dianablesing@people.net.au



Presentation of The Wood Show Awards

And workshop
at Guy Weguelin's – 8 October

...we had a very good turnout for this workshop with the CEO of Arbotech, Mr Kevin Inkster, coming along and giving us a demonstration on their new and improved products which some of us carvers are already using. Kevin also presented a \$100 voucher to Steph Ryan as the winner of the people's choice award from the wood show. All awards from the wood show were also presented to the worthy recipients.



Roger
has produced
these two bowls
with the aid of
Arbotech tools
that were
displayed at
Guys' workshop.



Bowls created by:
Roger Langton

DIARY DATES of GUILD EVENTS for 2011

Sunday, 4 December

Christmas Party at *C.A.C. Wandi as hosts

11:00 am onward

..... could everyone bring a plate?....coffee, tea and cool drinks will be provided

*Canning Art Centre, High Rd cnr Riley Rd, Riverton

*B.S.S. = bring, sell, swap




**“Meet and Greet Evening”
with Susan Wraight
at C.A.C.– Friday, 21 October**

NETSUKE

“Susan Wraight embraces the spirit of Netsuke, however respectful of the tradition, she does not use ivory, nor does she engage in any of the customary themes associated with netsuke; flora, myths and fantastic beasts. Instead, she uses non-precious materials, especially wood, and draws on a western vocabulary, in particular our indigenous animal species. As a highly disciplined art form, custom dictates that works must be functional (portable), but not compromised as a work of art. *Feathertail Glider* adroitly illustrates Wraight’s subtle union of Japanese tradition, refinement and discipline with an inventive expression of ideas and energy of western design, which has invested new life into an otherwise dying art practice.”

from:
<http://www.diggins.com.au/artist/Susan%20Wraight>

Thank you to all who attended in making this a great evening for Sue’s introduction and the opportunity to meet and hear of her achievements.



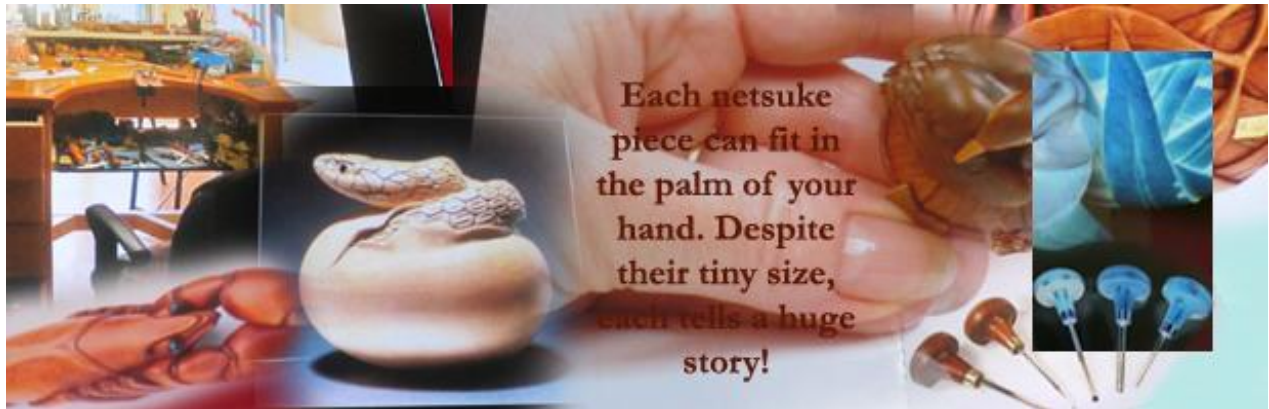
What is a netsuke? / facts /

A netsuke is a unique form of small sculpture which developed as an art form in Japan over a period of more than three hundred years. Originally, netsuke served both functional and aesthetic purposes.

The kimono, the traditional Japanese form of dress, had no pockets. Women would tuck small personal items into their sleeves, but men suspended their tobacco pouches, pipes, purses or writing implements on a cord from their sash (obi). These hanging objects are called sagemono. To stop the cord from slipping through the obi, a small toggle was attached. This toggle is called a netsuke (the most popular pronunciation is net-ski, while the actual Japanese is closer to net-skeh).

A sliding bead (ojime) was strung on the cord between the netsuke and the sagemono to tighten or loosen the opening of the sagemono. The entire ensemble was then worn at the waist and functioned as a sort of removable hip pocket or wallet. All three objects were often beautifully decorated with elaborate carving, lacquer work, or inlays of rare and exotic materials including ivory, wood, precious metals, shell, coral, and semiprecious stones. A whole new group of talented artists emerged during this period of time to create these unique objects.

from:
www.sterlingsculptures.com



Sue Wraight - Workshops

at Wandi and at George Ferrara house in Sorrento

From all accounts these latest master carver workshops have been some of the best we have had, these comments coming from a lot of the senior carvers who attended the last workshop Sue conducted here some five years ago. I know that Sue herself enjoyed the experience and was heard to comment that we are always a very friendly group of carvers to work with.

I'm sure we have all learnt some new techniques throughout these workshops, which we can perfect with practice and pass onto others who were unable to attend.

Websites that Sue has suggested to us:

www.thewoodsmith.com.au


www.janeljacobson.comthe carving path

www.sterlingsculptures.com





STOP PRESS.....



Beauchamp has found his carving tools and has thanked all who have been in search!! Someone had hidden them from him!!




The Denmark Carving Weekend

11 to 13 November

The weather was very good, nice and cool and a bit overcast, with misty rain on Monday morning. Six metro members attended and four Denmark carvers with a lot of visitors calling in to take a look.

There was no set theme for the weekend; people carved whatever they had to work on. On Saturday night the metro members went to "Mrs. Jones" restaurant for dinner, the food was very nice and everyone enjoyed their meal. The Denmark group put on a barbecue lunch on Sunday with very nice salads and this wound up the weekend.

Written by Karel





Sterling Sculptures Art Baskets & Containers by Tom and Mary Alice Sterling

from:
www.sterlingsculptures.com

While visiting the Sterling Sculptures website you will come across these unique collaborations carved and woven from natural materials which often embrace native American mythology.

These baskets are another example of the art of netsuke which is unique in it's own art form.

below:

“Container for the Soul” – “Better Days”



Carving Groups

Applecross Area:

Meet Tuesday 3:00 – 5:00pm
Applecross SHS, East Entrance
37 Ardessie Street, Ardross
Contact: Ron Green 9330 2623

Country – Denmark Area: Meet
at Denmark Visitors Centre
Contact: Graeme Rhind: 9892 3019

Rockingham Area: (55+ year olds)
Meet Tuesday 9:00am to Noon
Rockingham Autumn Centre
McNicholl Street, Rockingham
Contact: Bob Svendsen 9528 2246

Stoneville Area:

Meet Monday 7:00 – 9:00pm
7 Tassell Place, Stoneville
Contact: Bill Marshall 9295 0915

Wandi/Anketell/Canningvale/Kwinana Areas:

Meet Monday 9:00am – Noon
Wandi Hall Clubrooms
302 De Haer Road, Wandu
Contact: Bob Filby 9419 6086

Warwick Area:

Meet Friday 3:00 – 5:00pm
Warwick Senior High School
355 Erindale Road (north end)
Contact: Vicki Nicholson 9309 2652

My apologies to all who have received this edition in Black & White, this is due to budget constrains but add that a color copy is available as it is written at the first page of this magazine.